

Enhancing Access to RCH Services in Gujarat



Efforts of CHETNA RRC
to support the implementation of
“Mother NGO scheme”

With Support from
Ministry of Health and Family Welfare-GOI and
Department of Health and Family Welfare, GOG

Raising Consciousness  *Creating Awareness*

28 September 2012

Monitoring and Evaluation



- Development of Standardized Monitoring System from village to state level.
 - 11 Monitoring Indicators prioritized
 - Developed standardized data collection tool
 - Developed software for report generation
- Quarterly/annual progress review meetings at the district level
- Semi annual /annual progress review meetings at the state level.
- Monthly Monitoring visits to MNGOs/SNGOs

Monitoring Indicators



Pregnancy

- 1) % early registration of pregnancies
- 2) % women receiving three visits during pregnancy
 - % increase in Haemoglobin levels/improvement in Anemia
 - % receipt of Janani Suraksha Yojana

Child birth

- 3) % institutional delivery
- 4) % Home deliveries by TBAs/Skilled Birth Attendants (SBAs)
 - % use of EMRI services
 - % receipt of benefits of Chiranjeevi Yojana
- 5) Delivery Outcomes
 - % live births
 - % still births
 - % abortions
- 6) Birth registration
 - % live birth registration
 - % still birth registration

Child Health

- 7) % full immunisation (including Vitamin A dose and individual vaccines)
- 8) % change in nutrition grades

Post natal Care

- 9) % 3 PNC visits
 - % first visit within 24 hours
 - % first bath after first day
 - % first breast feeding within one hour

10) Contraception

- % sterilisation after 2 children
- % IUD after 1 child

11) Deaths

- No. of Infant deaths
- No. of maternal deaths

Health Card used by Link Workers



For Women Young people Children

Maternal Health / Child Health / Family Planning MINGO Scheme

Name of MINGO:

2008-09 Source of Information: Mamata Card

MINGO Code											Village Code	
Mamata-Card No.	House No.	District	Taluka		PHC	SC						
Village	Street	BPL	Y	N	Form fill up Date	Name				Age		

Ante Natal Care (ANC)

Visit Month	Apr	May	Jun	Jul	Aug	Sep	Oct	Nov	Dec	Jan	Feb	Mar	Remark
Date													
No. of ANC Visits													
Visitors													
Gestation Months													
Hb / Anaemia**													

** : N - Normal, Ni - Mild, Mo - Moderate, S - Severe

Delivery and Outcome

Date of delivery	Outcome*				Sex	Delivery Place	Use of IOD	Janaji Suraksha Yojana		Chiranjivi Yojana	Delivery Attendant	Birth Weight	Date of Birth Registration at Panchayat
	LB	SB	Sp. Ab	In. Ab				Amount	Month / Year				
							Y	N		Y	N		
							Y	N		Y	N		

* : LB: Livebirth; SB: Stillbirth; Sp.Ab: Spontaneous Abortion; In.Ab: Induced Abortion

Postnatal Follow up (PNC)

Postnatal Visit	Visitors	Complications		First Breast Feeding	1 st Bath
		Woman	Child		
Within 1 hour					
1st Day					
3rd Day					
7th Day					
1 Month					

Family Planning Status

Visit Month	Apr	May	Jun	Jul	Aug	Sep	Oct	Nov	Dec	Jan	Feb	Mar	Remark
Date													
No. of Living Children													
Male													
Female													
FP Method Used*													

*V: Vasectomy NSV : NSV T: Tubectomy I: IUD OP: Oral Pills C: Condoms O: Others

Infant Care

Primary Immunizations (Till 1 year):

BCG*	DPT*			Polio*			Measles*	Vitamin A 1 st Dose*	Remark
	1	2	3	1	2	3			

*Put Age at immunization in months

Growth Monitoring (Information of last three children) (For 0-3 years Children)

Child 1 Name: _____ Date of Birth: _____

Visit Month	Apr	May	Jun	Jul	Aug	Sep	Oct	Nov	Dec	Jan	Feb	Mar	Remark
Date													
Weight													
Malnutrition Grade													
Date													
Weight													
Malnutrition Grade													

Child 2 Name: _____ Date of Birth: _____

Visit Month	Apr	May	Jun	Jul	Aug	Sep	Oct	Nov	Dec	Jan	Feb	Mar	Remark
Date													
Weight													
Malnutrition Grade													
Date													
Weight													
Malnutrition Grade													

Child 3 Name: _____ Date of Birth: _____

Visit Month	Apr	May	Jun	Jul	Aug	Sep	Oct	Nov	Dec	Jan	Feb	Mar	Remark
Date													
Weight													
Malnutrition Grade													
Date													
Weight													
Malnutrition Grade													

Mortality

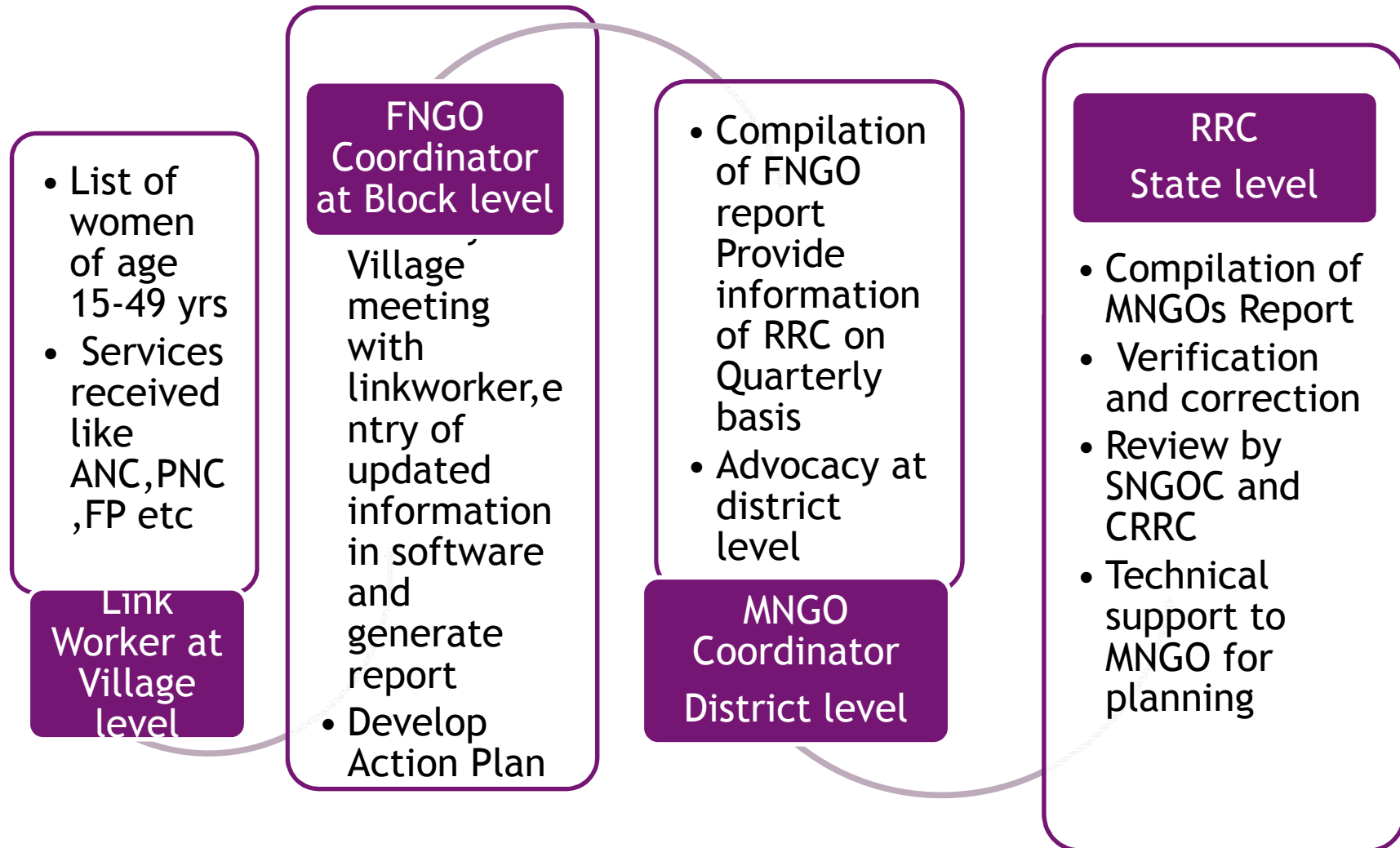
Mother Death

Date	Place	During			Medical Reasons
		ANC	Delivery	PNC	

Infant Death (0 - 1 Year)

Name of Child	Date	Place	Age (in months)	Medical Reasons

Process of Monitoring



Population covered during 2010 -2011 (in 14 Districts)



MNGOs	District	Village	Population	Eligible women	Pregnant Women Registered	Delivery	Live Births
GVHA	Ahmedabad	16	25408	4319	576	373	373
GVHA	Anand	17	36442	1284	708	617	616
VSV	Banaskantha	24	22480	3016	710	601	595
FPAI	Gandhinagar	21	44930	4188	1218	885	878
SMUM	Jamnagar	21	51494	7714	1200	975	963
JMS	Kheda	12	29854	6126	567	622	578
INRECA	Narmada	46	34710	5513	484	461	458
RDS	Panchmahal	29	28763	5006	770	621	616
NT	Rajkot	27	34415	3124	970	1003	997
CHETNA	Sabarkantha	35	36451	4617	1377	1242	1241
SWATI	Surendranagar	24	38010	7015	799	798	772
VPSS	Surat/Tapi	27	29418	5025	538	549	530
SFT	Vadodra	21	23547	2621	923	773	739
DHRUVA	Valsad	17	21386	3835	499	455	453
Total 13	14	337	457308	63403	11339	9975	9809

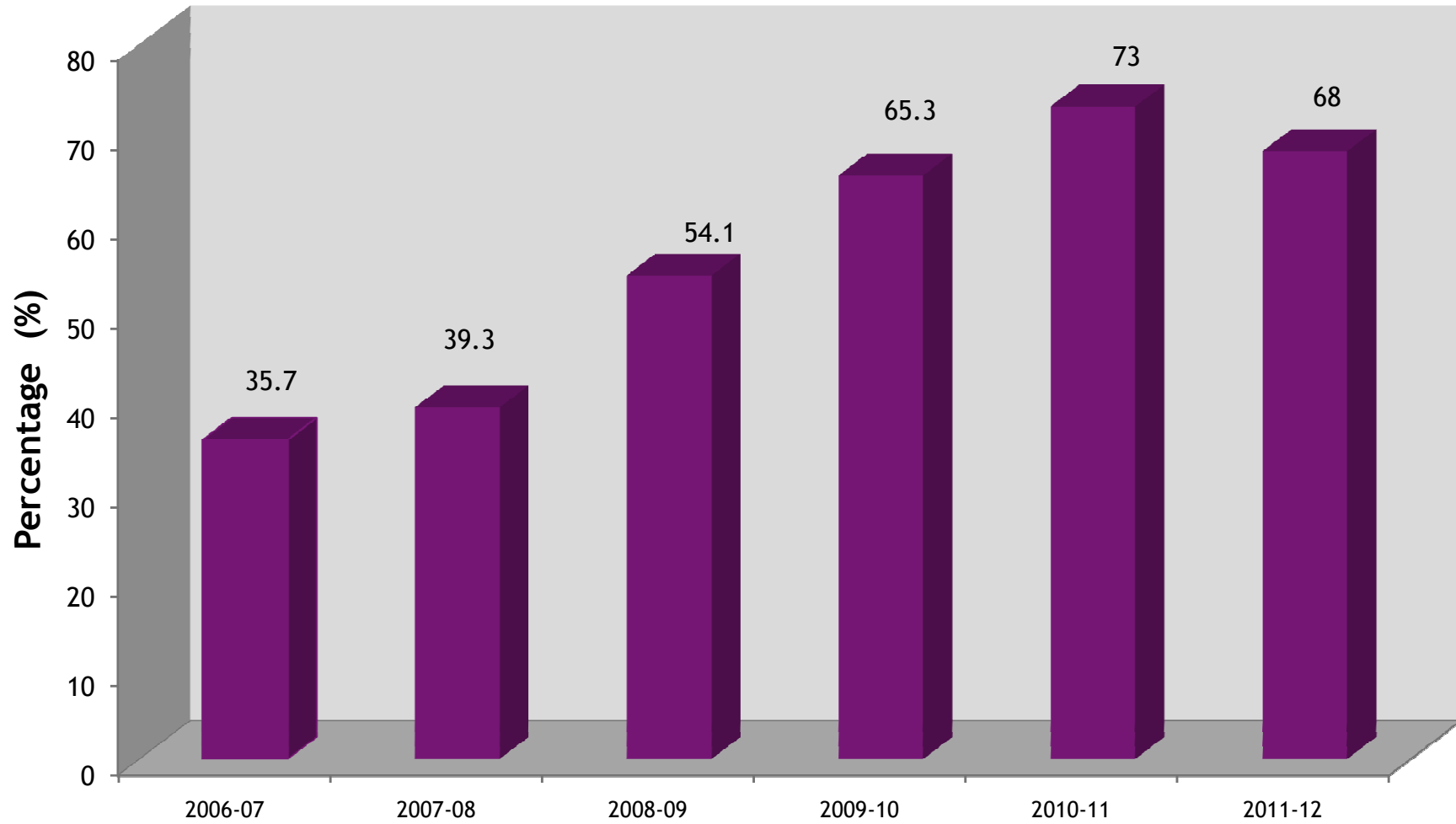
Population covered in 2011-2012 (in 16 Districts)



MNGOs	District	Village	Population	Eligible women	Total Registration	Delivery	Live Births	Infant Death	Maternal Death
GVHA	Ahmedabad	12	26232	4458	415	508	502	2	0
GVHA	Anand	15	36937	6278	775	539	507	6	0
VSV	Banaskantha	24	25954	3681	770	597	579	2	0
IRCS	Bhavnagar	17	33624	4585	932	804	800	5	1
DHRUVA	Dang	44	33129	2357	12005	10949	878	20	1
SSMUM	Jamnagar	21	51494	4905	1044	889	882	9	1
AKHSI	Junagadh	9	33195	4970	822	691	686	13	0
JMS	Kheda	12	29854	6126	748	672	637	30	0
VRK	Navsari	13	28521	4604	642	618	565	14	2
Cohesion	Patan	31	39443	5116	990	930	915	26	0
NT	Rajkot	26	29585	5375	915	736	723	20	1
SWATI	Surendranagar	24	38010	7015	799	798	772	9	1* sept
VPSS	Surat	45	56509	9256	816	695	666	10	1
VPSS	Tapi	43	40723	6973	804	693	658	11	4
DHRUVA	Valsad	44	48221	3835	499	455	453	7	0
	Panchmahal	29	22607	4119	332	439	425	1	0
Total -12	16	409	574038	83653	23308	21013	10648	185	12

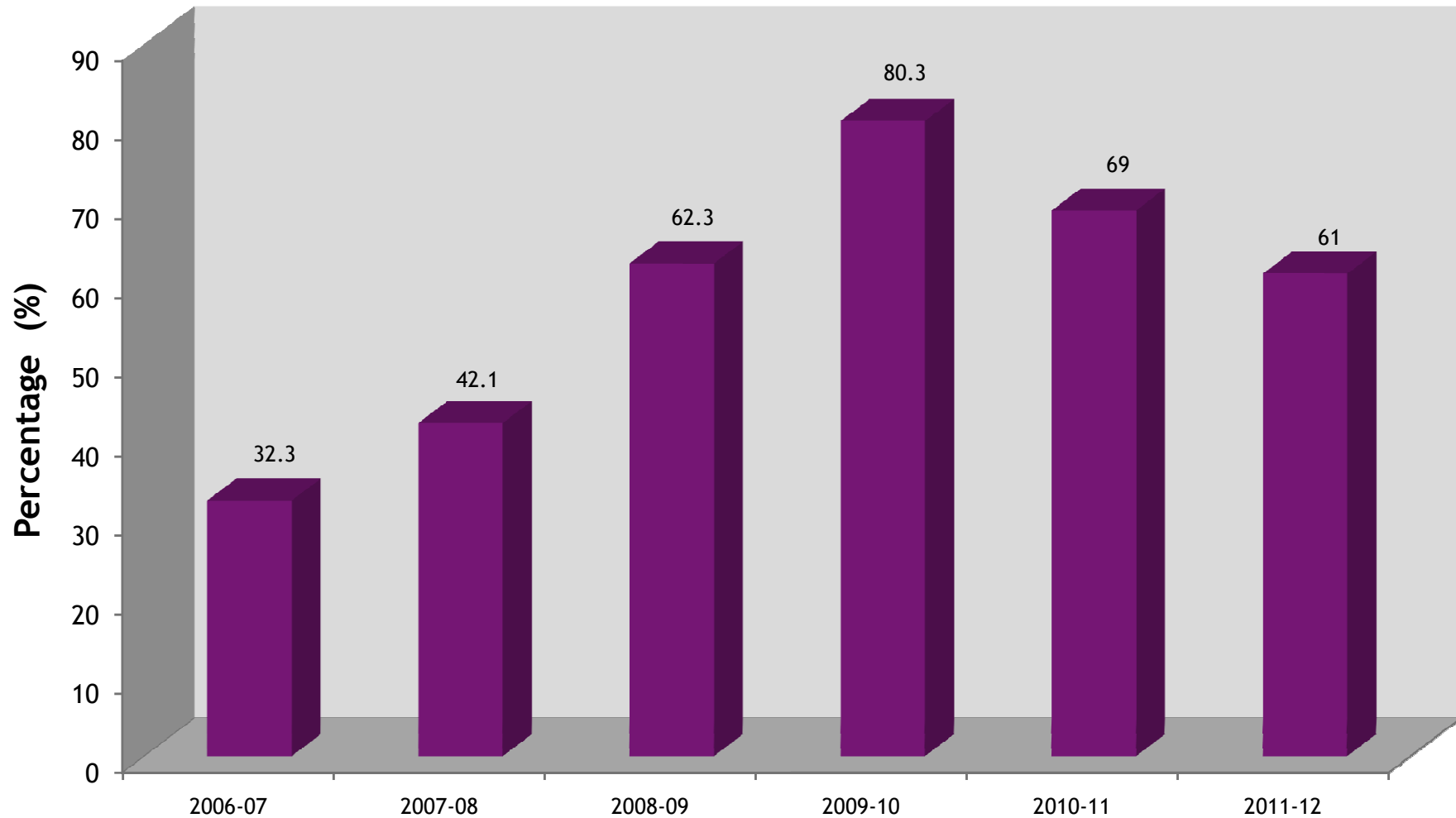
Early Registration

Early Registration/TR



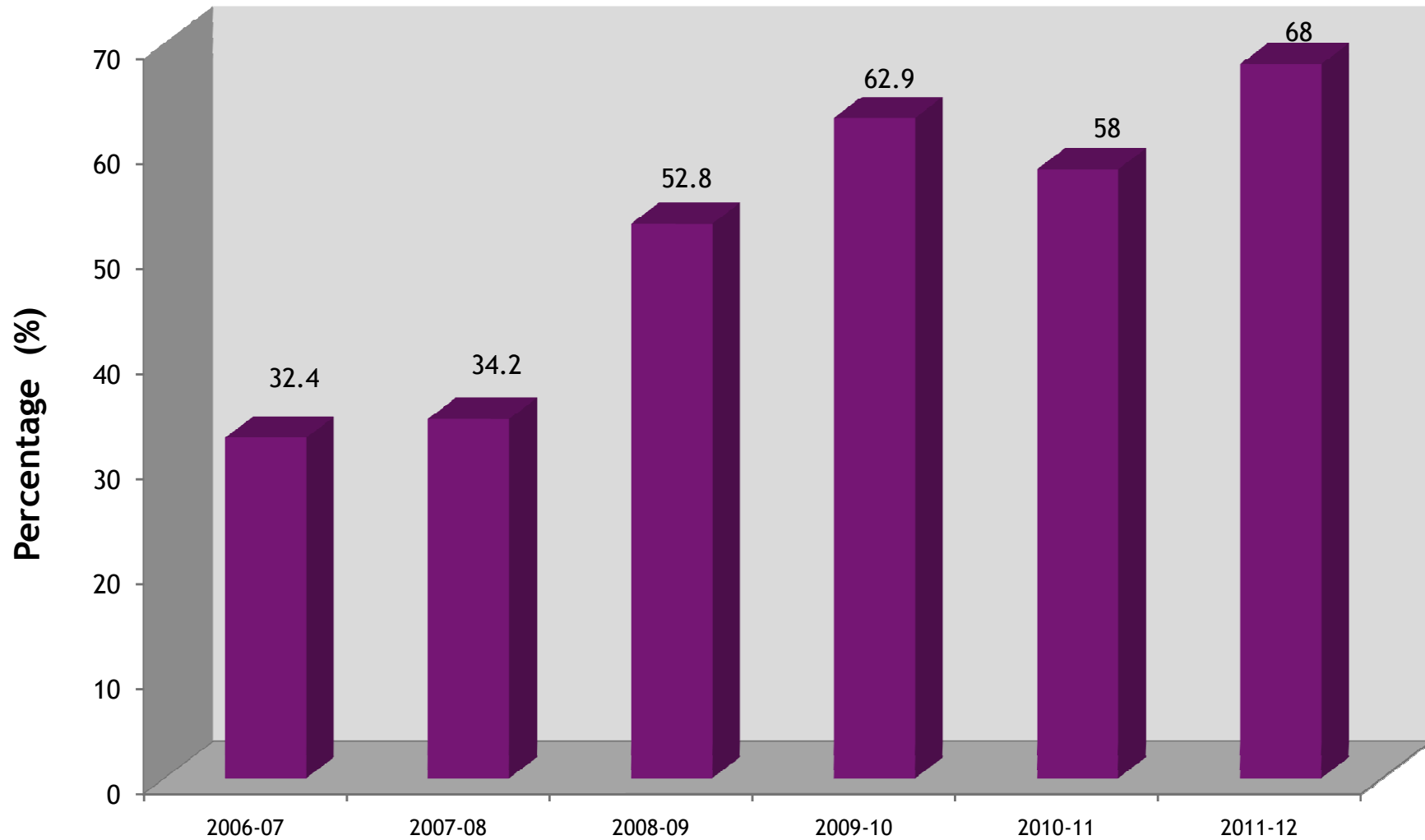
Pregnancy Checkups

ANC 3 Check ups/TR



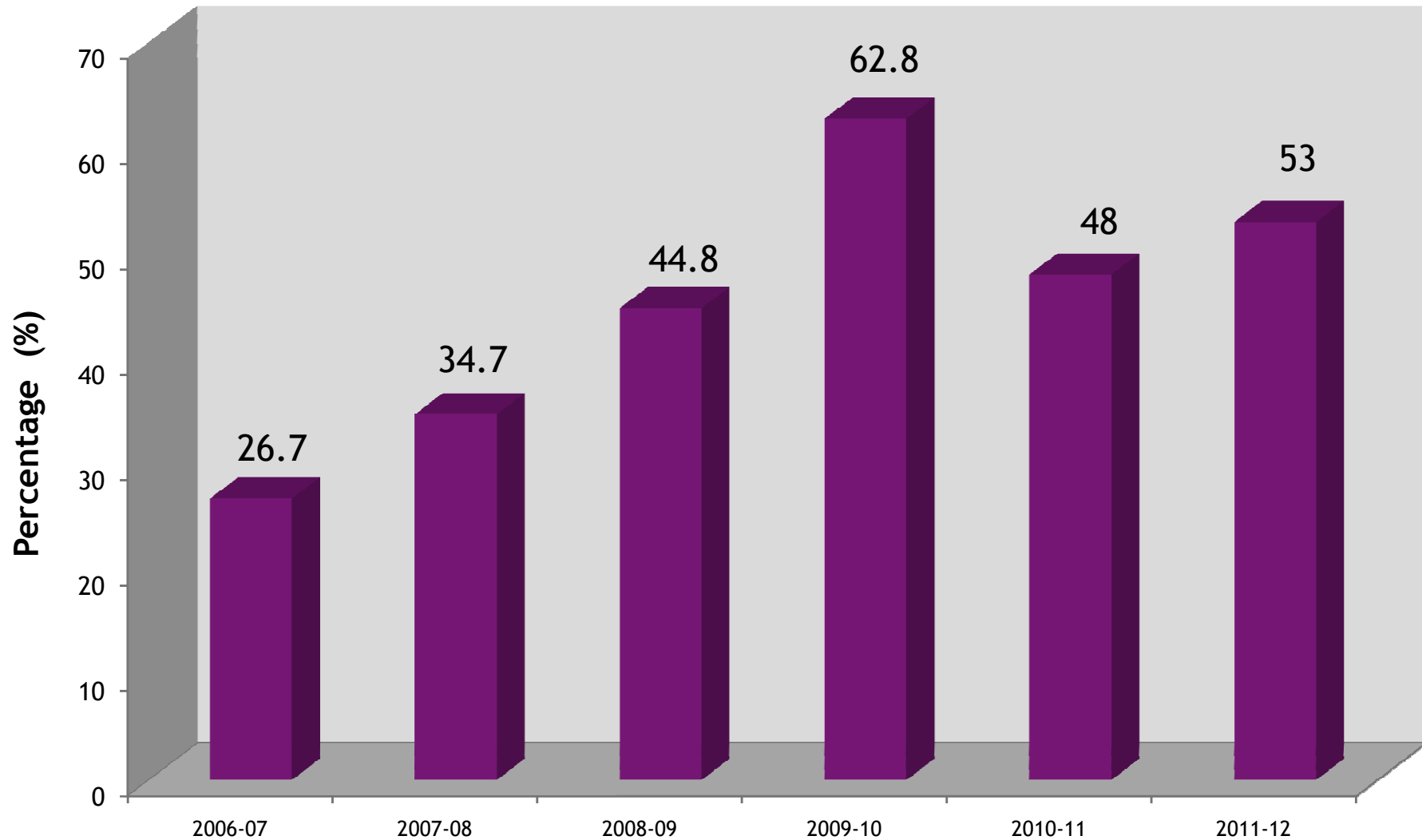
Institutional deliveries

Institutional Deliveries/TR



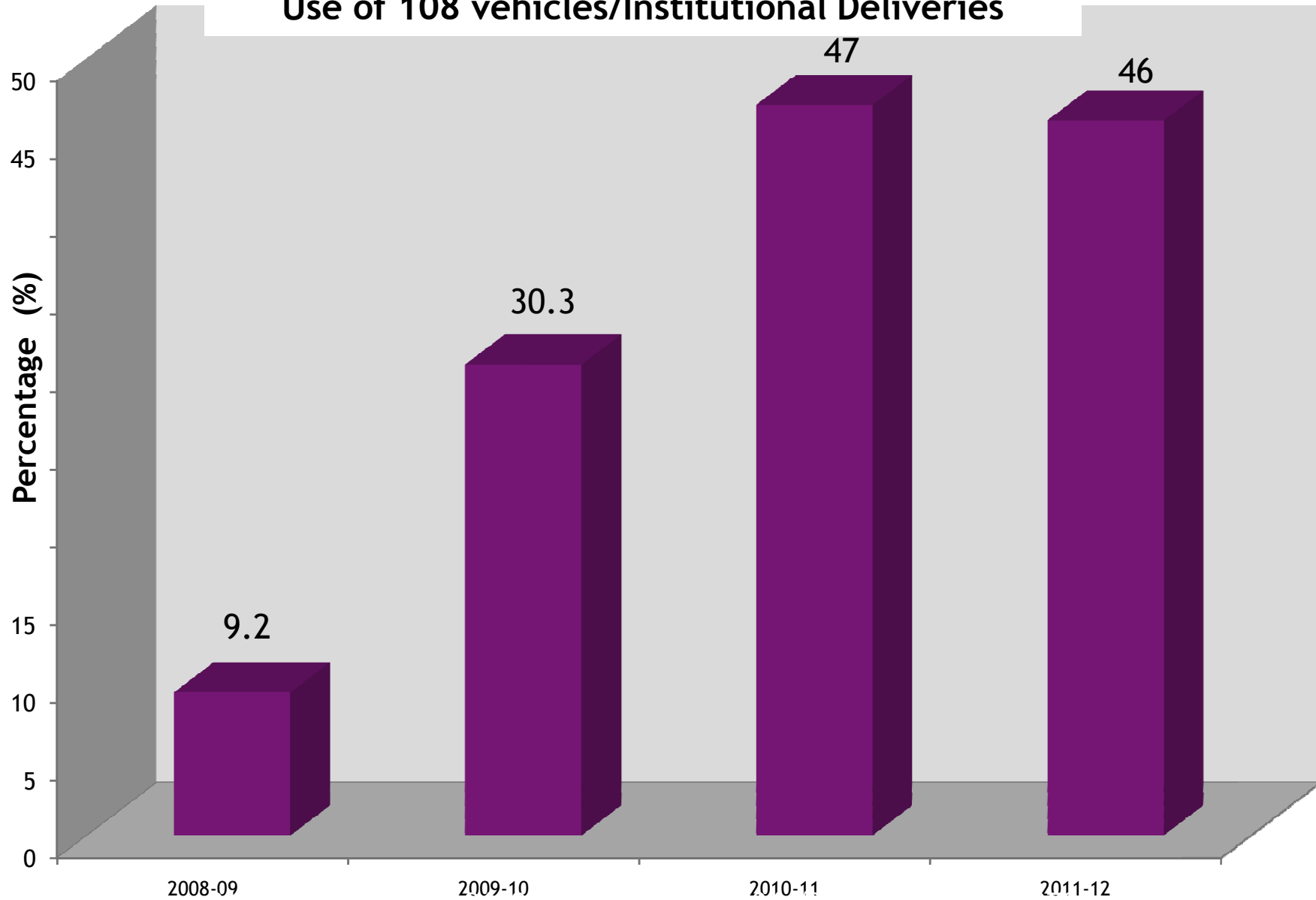
Complete immunization

Full immunization

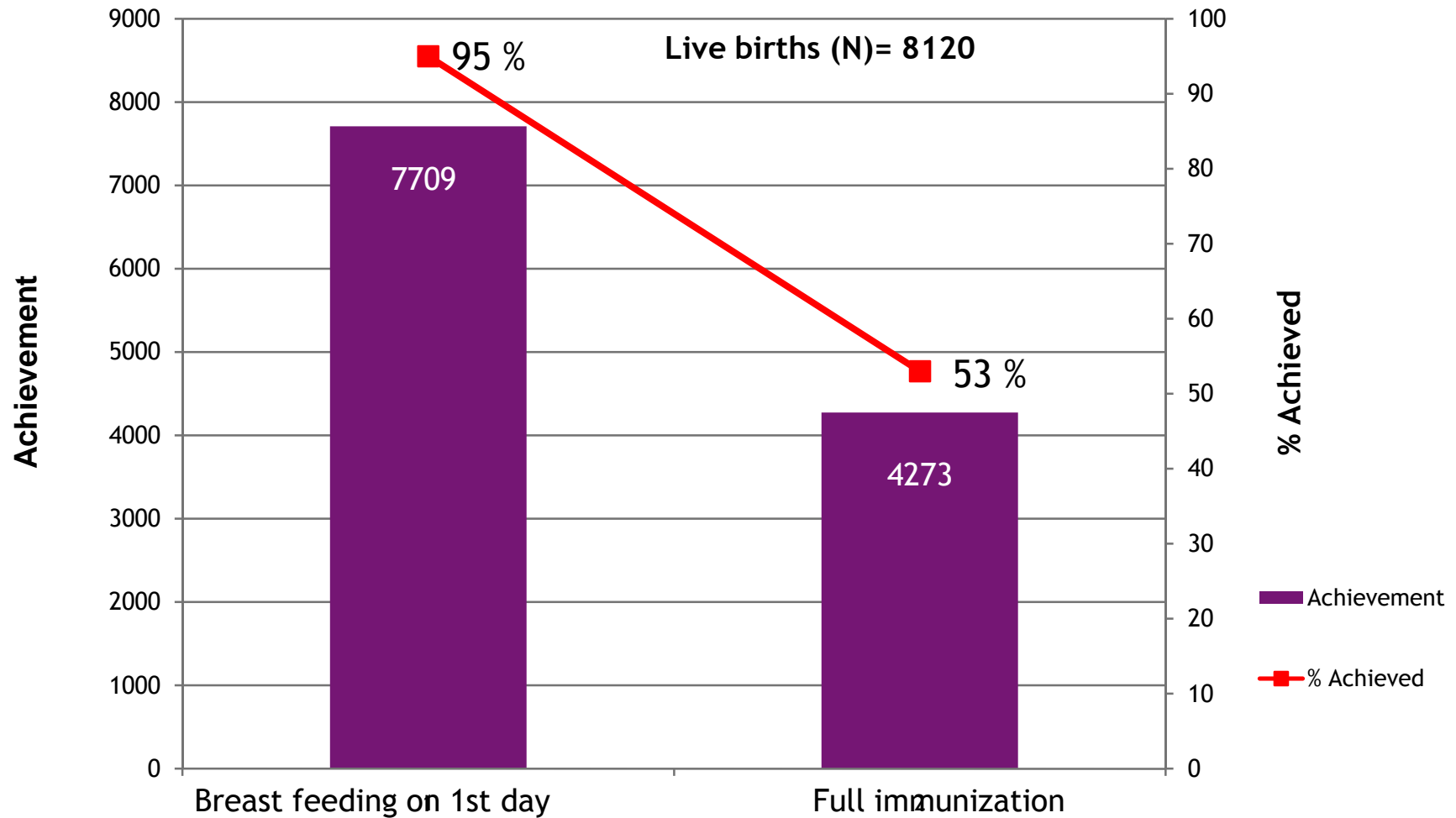


Uptake of Emergency Transport

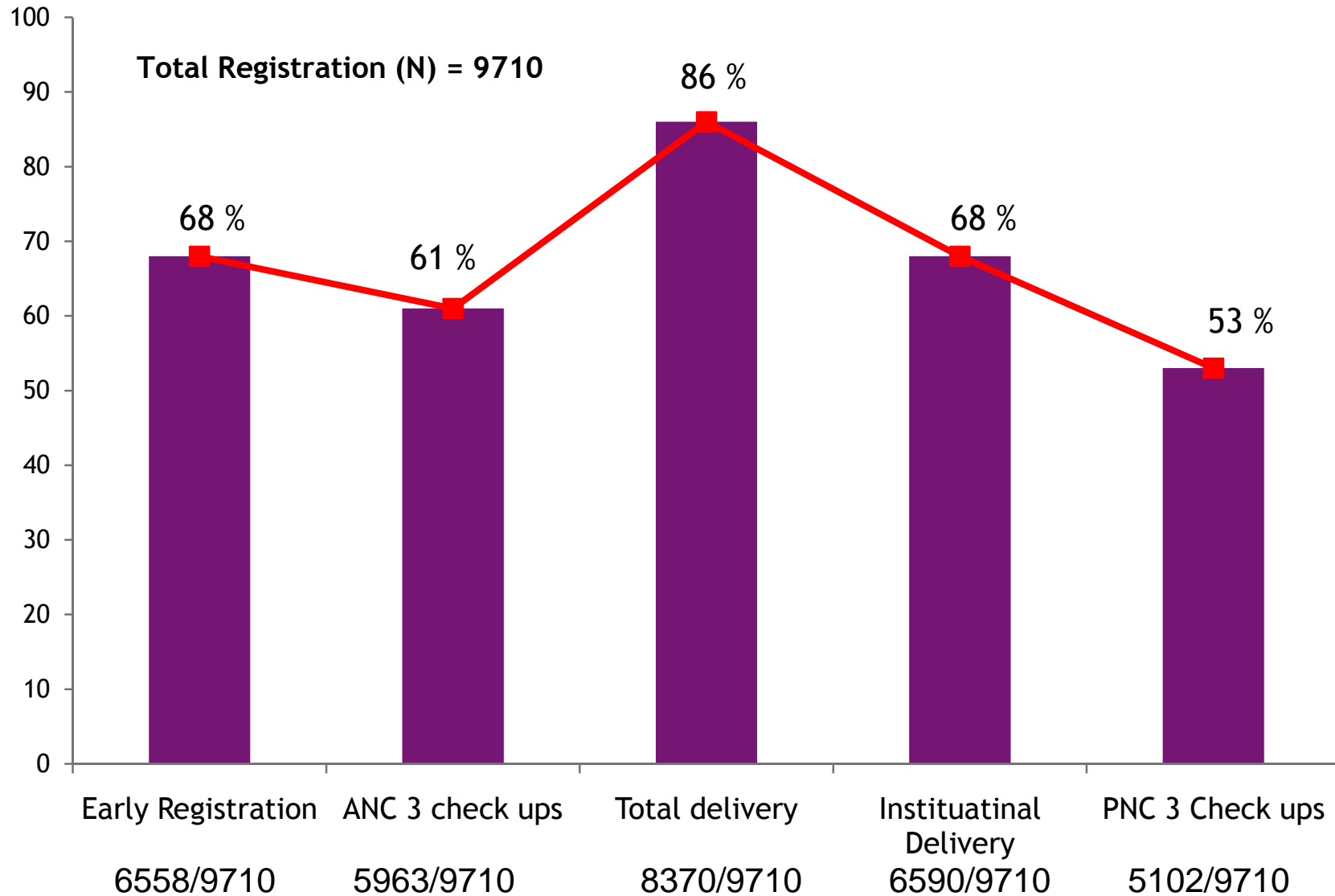
Use of 108 vehicles/Institutional Deliveries



Child Health Status



Trends in Maternal Health



Statement of total family planning method adoptors - district wise up to the year 2012



Name of district	No. of village	Population	Period	Total No. of IUD	Total No. of female sterilizations	Total No. of male sterilizations	No. of male sterilization after 2 children
Ahmedabad	16	25408	2008-12	28	117	2	2
Anand	17	36442	2008-12	57	210	7	1
Banaskantha	24	22480	2008-12	117	76	49	0
Jamnagar	21	51494	2008-12	30	20		3
Kheda	12	29854	2008-12	9	102		1
Panchmahal	29	28763	2008-10	59	164	1	
Rajkot	27	34415	2008-12	127	57		0
Sabarkantha	35	36451	2008-10	110	60	2	
Surendranagar	24	38010	2008-11	189	99		12
Tapi	27	29418	2009-12	5	68	7	22
Valsad	17	21386	2008-12				
Navsari	13	28521	2008-12	31	396	40	32
Patan	31	39246	2008-12	247	214	2	1
Dang	43	41455	2008-12				
Mahesana	20	33342	2008-10	405	313	1	1
Junagadh	9	30902	2009-12	81	105		3
Surat	45	56509	2008-11	7	218	1	3
Total	410	584096		1502	2219	112	81

Family Planning Methods Adopted

